

# 29 mm (1.13") photomultiplier

## 9798B series data sheet

### 1 description

The 9798B is a 29 mm (1.13") diameter, end window photomultiplier with S20 infra-red sensitive photocathode and 11 high gain, high stability, SbCs dynodes of box and grid design. The 9798QB is a variant for applications requiring uv sensitivity.

### 2 applications

- spectroscopy
- $SO_x$   $NO_x$  pollution monitoring

### 3 features

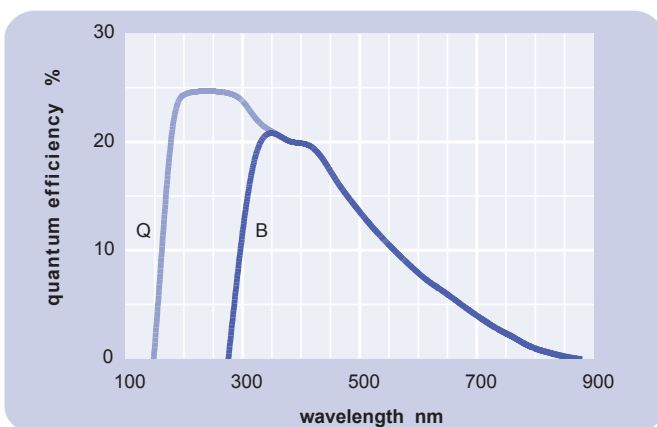
- high gain
- low operating voltage
- extended infra-red sensitivity

### 4 window characteristics

	9798B borosilicate	9798QB* fused silica
spectral range**(nm)	280 - 850	160 - 850
refractive index ( $n_d$ )	1.49	1.46
K (ppm)	300	<10
Th (ppb)	250	<10
U (ppb)	100	<10

\* note that the sidewall of the envelope contains graded seals of high K content  
\*\* wavelength range over which quantum efficiency exceeds 1 % of peak

### 5 typical spectral response curves

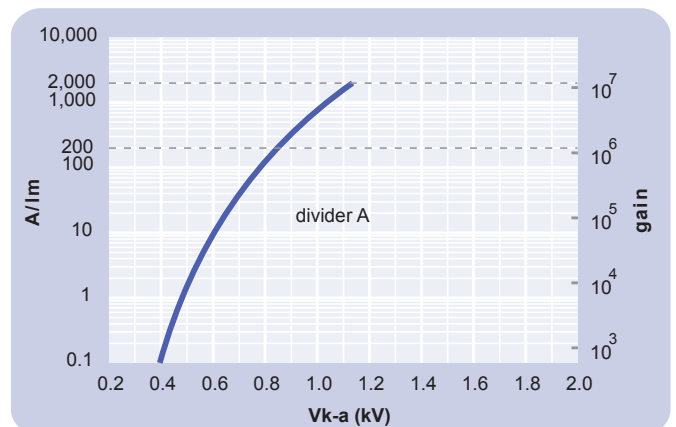


### 6 characteristics

	unit	min	typ	max
<b>photocathode: S20</b>				
active diameter	mm		25	
quantum efficiency at peak	%		21	
luminous sensitivity	$\mu A/lm$	130	170	
with CB filter			8	
with CR filter			80	
with IR filter			9	
<b>dynodes: 11BGSbCs</b>				
<b>anode sensitivity in divider A:</b>				
nominal anode sensitivity	A/lm		200	
max. rated anode sensitivity	A/lm		2000	
overall V for nominal A/lm	V		900	1100
overall V for max. rated A/lm	V		1150	
gain at nominal A/lm	$\times 10^6$		1.2	
<b>dark current at 20 °C:</b>				
dc at nominal A/lm	nA		2	10
dc at max. rated A/lm	nA		20	
dark count rate	$s^{-1}$		5000	
<b>pulsed linearity (-5% deviation):</b>				
divider A	mA		0.1	
<b>rate effect (<math>I_a</math> for <math>\Delta g/g=1\%</math>):</b>				
	$\mu A$		20	
<b>magnetic field sensitivity:</b>				
the field for which the output decreases by 50 %				
most sensitive direction	$T \times 10^{-4}$		2	
<b>temperature coefficient:</b>				
	$\% \text{ } ^\circ C^{-1}$		$\pm 0.5$	
<b>timing:</b>				
single electron rise time	ns		15	
single electron (fwhm)	ns		30	
transit time	ns		80	
<b>weight:</b>				
	g		55	
<b>maximum ratings:</b>				
anode current	$\mu A$			100
cathode current	nA			500
gain	$\times 10^6$			95
sensitivity	A/lm			2000
temperature	$^\circ C$	-80		60
V (k-a) <sup>(1)</sup>	V			2000
V (k-d1)	V			300
V (d-d) <sup>(2)</sup>	V			300
ambient pressure (absolute)	kPa			202

<sup>(1)</sup> subject to not exceeding max. rated sensitivity <sup>(2)</sup> subject to not exceeding max rated V(k-a)

### 7 typical voltage gain characteristics

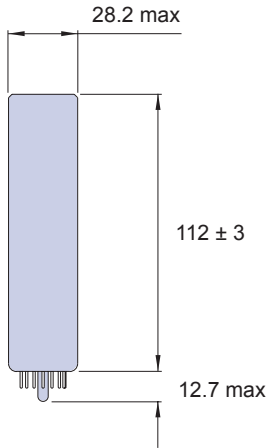


## 8 voltage divider distribution

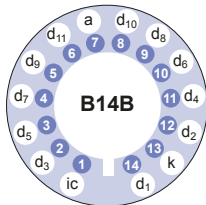
k	d <sub>1</sub>	d <sub>2</sub>	.....	d <sub>8</sub>	d <sub>9</sub>	d <sub>10</sub>	d <sub>11</sub>	a	
A	150V	R	.....	R	R	R	2R	R	Standard

Characteristics contained in this data sheet refer to divider A unless stated otherwise.

## 9 external dimensions mm



## 10 base configuration (viewed from below)



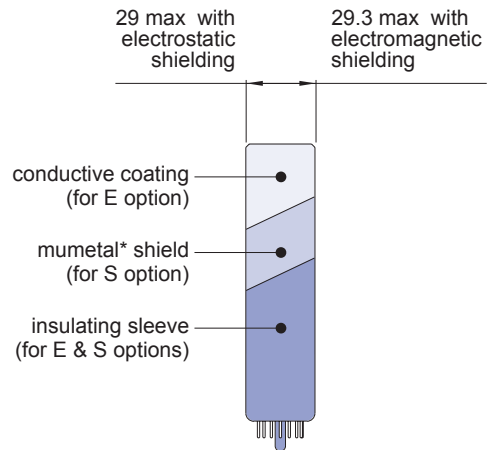
'ic' indicates an internal connection

Our range of B14B sockets, available for this series, includes versions with or without a mounting flange, and versions with contacts for mounting directly onto printed circuit boards.

## 11 ordering information

The 9798B meets the specification given in this data sheet. You may order **variants** by adding a suffix to the type number. You may also order **options** by adding a suffix to the type number. You may order product with **specification options** by discussing your requirements with us. If your selection option is for one-off order, then the product will be referred to as 9798A. For a repeat order, ET Enterprises will give the product a two digit suffix after the letter B, for example B21. This identifies your specific requirement.

9798	
<b>window variants</b>	
<b>Q</b>	fused silica
<b>options</b>	
<b>E</b>	electrostatic shielding see drawing below
<b>S</b>	electromagnetic shielding see drawing below
<b>M</b>	supplied with spectral response calibration
<b>specification options</b>	
<b>B</b>	as given in data sheet
<b>A</b>	single order to selected specification
<b>Bnn</b>	repeat order to selected specification



## 12 voltage dividers

The standard voltage dividers available for these pmts are tabulated below:

	k	d <sub>1</sub>	d <sub>2</sub>	.....	d <sub>7</sub>	d <sub>8</sub>	d <sub>9</sub>	d <sub>10</sub>	d <sub>11</sub>	a
C637E	2R	R	.....	R	R	R	R	R	R	
C637F	2R	R	.....	R	R	R	2R	R		

R = 330 kΩ

\*mumetal is a registered trademark of Magnetic Shield Corporation

**ET Enterprises Limited**  
45 Riverside Way  
Uxbridge UB8 2YF  
United Kingdom  
tel: +44 (0) 1895 200880  
fax: +44 (0) 1895 270873  
e-mail: sales@et-enterprises.com  
web site: www.et-enterprises.com

**ADIT Electron Tubes**  
300 Crane Street  
Sweetwater TX 79556 USA  
tel: (325) 235 1418  
toll free: (800) 521 8382  
fax: (325) 235 2872  
e-mail: sales@electron tubes.com  
web site: www.electrontubes.com

choose accessories for this pmt on our website

**an ISO 9001 registered company**

The company reserves the right to modify these designs and specifications without notice. Developmental devices are intended for evaluation and no obligation is assumed for future manufacture. While every effort is made to ensure accuracy of published information the company cannot be held responsible for errors or consequences arising therefrom.



© ET Enterprises Ltd, 2010  
DS\_ 9798B Issue 6 (20/09/10)