

# 38 mm (1.5") photomultiplier

## 9102B series data sheet

### 1 description

The 9102B is a 38 mm (1.5") diameter, end window photomultiplier with blue-green sensitive bialkali photocathode and 10 high gain, high stability, SbCs dynodes of linear focused design for good linearity and timing.

### 2 applications

- wide range of applications
- high energy physics studies
- x-ray and gamma-ray spectroscopy

### 3 features

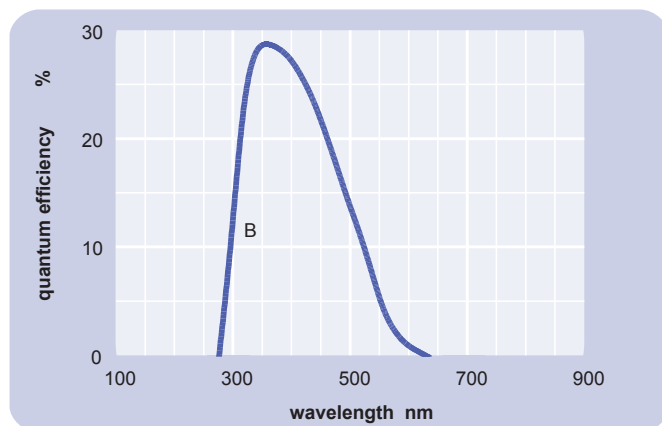
- good SER
- good pulse height resolution
- excellent stability

### 4 window characteristics

9102B borosilicate	
spectral range* (nm)	290 - 630
refractive index (n)	1.49
K (ppm)	300
Th (ppb)	250
U (ppb)	100

\* wavelength over which quantum efficiency exceeds 1 % of peak

### 5 typical spectral response curves

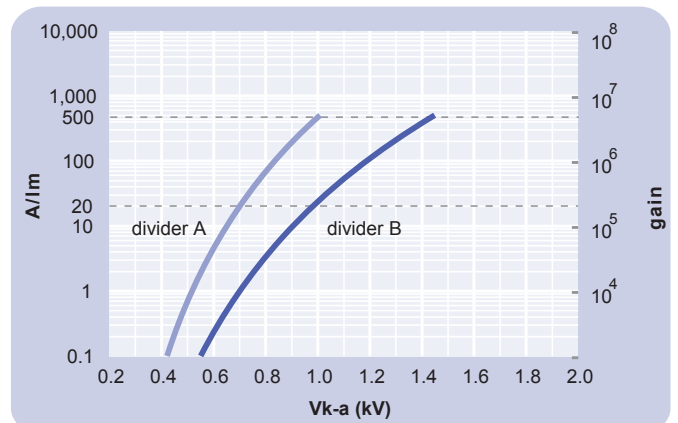


### 6 characteristics

	unit	min	typ	max
<b>photocathode: bialkali</b>				
active diameter	mm		32	
quantum efficiency at peak	%		28	
luminous sensitivity	$\mu\text{A}/\text{lm}$		90	
with CB filter		8	12.5	
with CR filter			4	
<b>dynodes: 10LFSbCs</b>				
<b>anode sensitivity in divider A:</b>				
nominal anode sensitivity	A/lm		20	
max. rated anode sensitivity	A/lm		500	
overall V for nominal A/lm	V		700	900
overall V for max. rated A/lm	V		1000	
gain at nominal A/lm	$\times 10^6$		0.2	
<b>dark current at 20 °C:</b>				
dc at nominal A/lm	nA		0.05	1
dc at max. rated A/lm	nA		1	
dark count rate	$\text{s}^{-1}$		200	
<b>afterpulse rate:</b>				
afterpulse time window	$\mu\text{s}$	0.1		6.4
<b>pulsed linearity (-5% deviation):</b>				
divider A	mA		25	
divider B	mA		100	
<b>pulse height resolution:</b>				
single electron peak to valley	ratio		2.5	
<sup>137</sup> Cs with $1\frac{1}{8}'' \times 1\frac{1}{8}''$ NaI(Tl)	%		7.3	
<sup>57</sup> Co with $1\frac{1}{8}'' \times 1\frac{1}{8}''$ NaI(Tl)	%		10.5	
rate effect ( $I_a$ for $\Delta g/g=1\%$ ):	$\mu\text{A}$		20	
<b>magnetic field sensitivity:</b>				
the field for which the output decreases by 50 %				
most sensitive direction	$T \times 10^{-4}$		1.3	
temperature coefficient:	$\% \text{ } ^\circ\text{C}^{-1}$		$\pm 0.5$	
<b>timing:</b>				
multi electron rise time	ns		3.5	
multi electron fwhm	ns		6	
single electron rise time	ns		3	
single electron (fwhm)	ns		4	
single electron jitter (fwhm)	ns		4.5	
transit time	ns		35	
weight:	g		60	
<b>maximum ratings:</b>				
anode current	$\mu\text{A}$			100
cathode current	nA			75
gain	$\times 10^6$			5.6
sensitivity	A/lm			500
temperature	$^\circ\text{C}$	-30		60
V (k-a) <sup>(1)</sup>	V			1600
V (k-d1)	V			300
V (d-d) <sup>(2)</sup>	V			300
ambient pressure (absolute)	kPa			202

<sup>(1)</sup> subject to not exceeding max. rated sensitivity <sup>(2)</sup> subject to not exceeding max rated V(k-a)

### 7 typical voltage gain characteristics



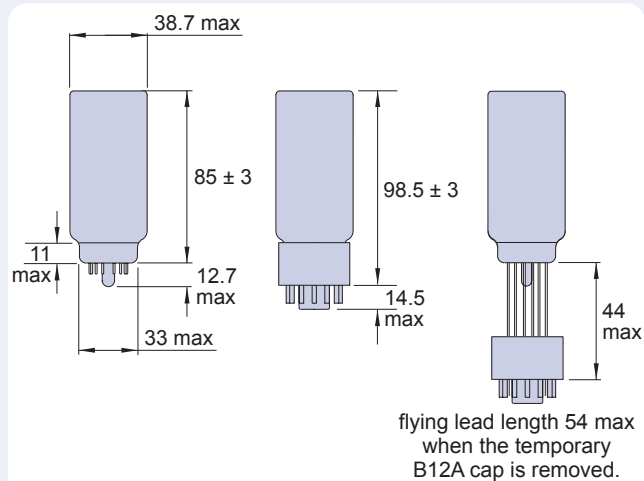
## 8 voltage divider distribution

	k	d <sub>1</sub>	d <sub>2</sub>	.....	d <sub>7</sub>	d <sub>8</sub>	d <sub>9</sub>	d <sub>10</sub>	a	
A	150V	R	.....		R	R	R	R	R	Standard
B	150V	R	.....		R	2R	3R	4R	3R	High Pulsed Linearity

Characteristics contained in this data sheet refer to divider A unless stated otherwise.

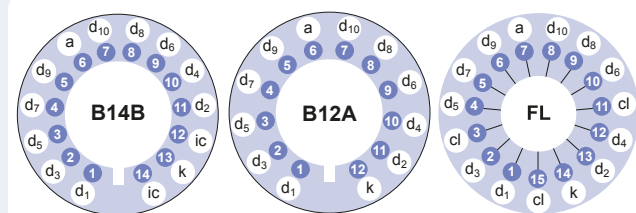
## 9 external dimensions mm

The drawings below show the 9102B in hardpin format, the 9102KB with the B14A cap fitted and the 9102FLB in flying lead format with the temporary B14A cap fitted. The cap is attached as agreed with the customer.



flying lead length 54 max when the temporary B12A cap is removed.

## 10 base configuration (viewed from below)



B14B hardpin base (for 9102B)  
'ic' indicates an internal connection

B12A cap (for 9102KB)

flying lead base (for 9102FLB) after removal of temporary cap  
'cl' indicates cut lead

Our range of B14B sockets is available to suit the hardpin base. Our range of B12A sockets is available to suit the B12A cap. Both socket ranges include versions with or without a mounting flange, and versions with contacts for mounting directly onto printed circuit boards.

## 11 ordering information

The 9102B meets the specification given in this data sheet. You may order **variants** by adding a suffix to the type number. You may also order **options** by adding a suffix to the type number. You may order product with **specification options** by discussing your requirements with us. If your selection option is for one-off order, then the product will be referred to as 9102A. For a repeat order, ET Enterprises will give the product a two digit suffix after the letter B, for example B21. This identifies your specific requirement.

**9102**

**base options**

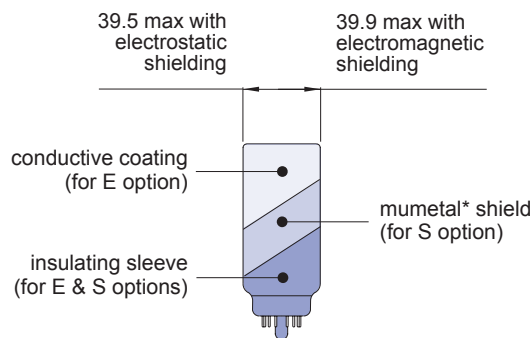
- K** capped
- KFL** flying lead base with temporary B12A cap

**options**

- E** electrostatic shielding see drawing below
- S** electromagnetic shielding see drawing below
- M** supplied with spectral response calibration

**specification options**

- B** as given in data sheet
- A** single order to selected specification
- Bnn** repeat order to selected specification



## 12 voltage dividers

The standard voltage dividers available for these pmts are tabulated below:

9102			k	d <sub>1</sub>	d <sub>2</sub>	.....	d <sub>6</sub>	d <sub>7</sub>	d <sub>8</sub>	d <sub>9</sub>	d <sub>10</sub>	a
B	KB	FLB										
C646A	C674A	C653A	2R	R	.....		R	R	R	R	R	R
C646B	C674B	C653B	2R	R	.....		R	2R	3R	4R	3R	
C646C	C674C	C653C	150 V	R	.....		R	R	R	R	R	
C646D	C674D	C653D	150 V	R	.....		R	2R	3R	4R	3R	

R = 330k Ω

\*mumetal is a registered trademark of Magnetic Shield Corporation

**ET Enterprises Limited**  
45 Riverside Way  
Uxbridge UB8 2YF  
United Kingdom  
tel: +44 (0) 1895 200880  
fax: +44 (0) 1895 270873  
e-mail: sales@et-enterprises.com  
web site: www.et-enterprises.com

**ADIT Electron Tubes**  
300 Crane Street  
Sweetwater TX 79556 USA  
tel: (325) 235 1418  
toll free: (800) 399 4557  
fax: (325) 235 2872  
e-mail: sales@electron tubes.com  
web site: www.electrontubes.com

choose accessories for this pmt on our website

an ISO 9001 registered company

The company reserves the right to modify these designs and specifications without notice. Developmental devices are intended for evaluation and no obligation is assumed for future manufacture. While every effort is made to ensure accuracy of published information the company cannot be held responsible for errors or consequences arising therefrom.

